

Build BPS

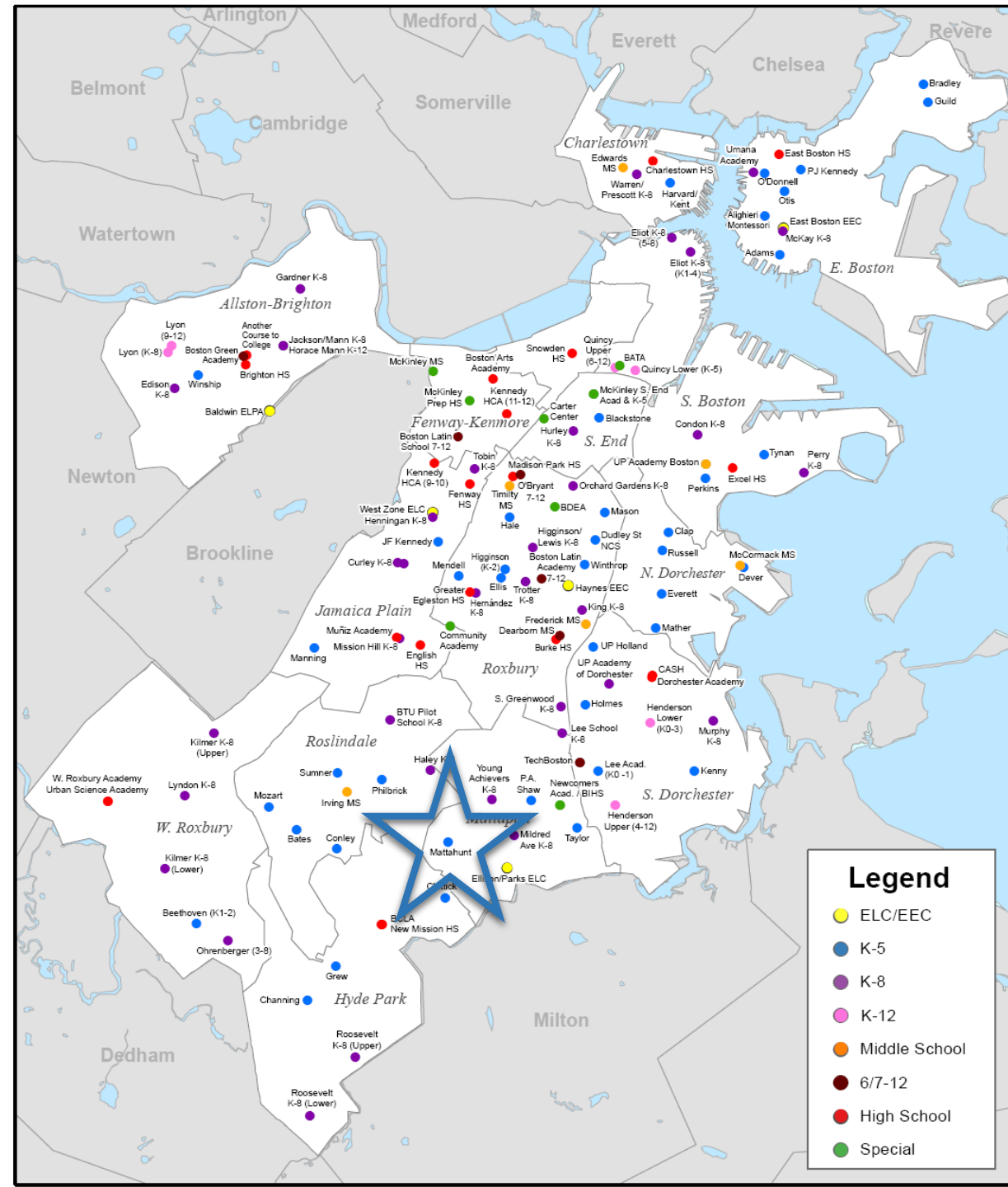
Welcome to Mattahunt Elementary School

March 8, 2016



District Map

BOSTON
PUBLIC
SCHOOLS
SY 2015 - 2016



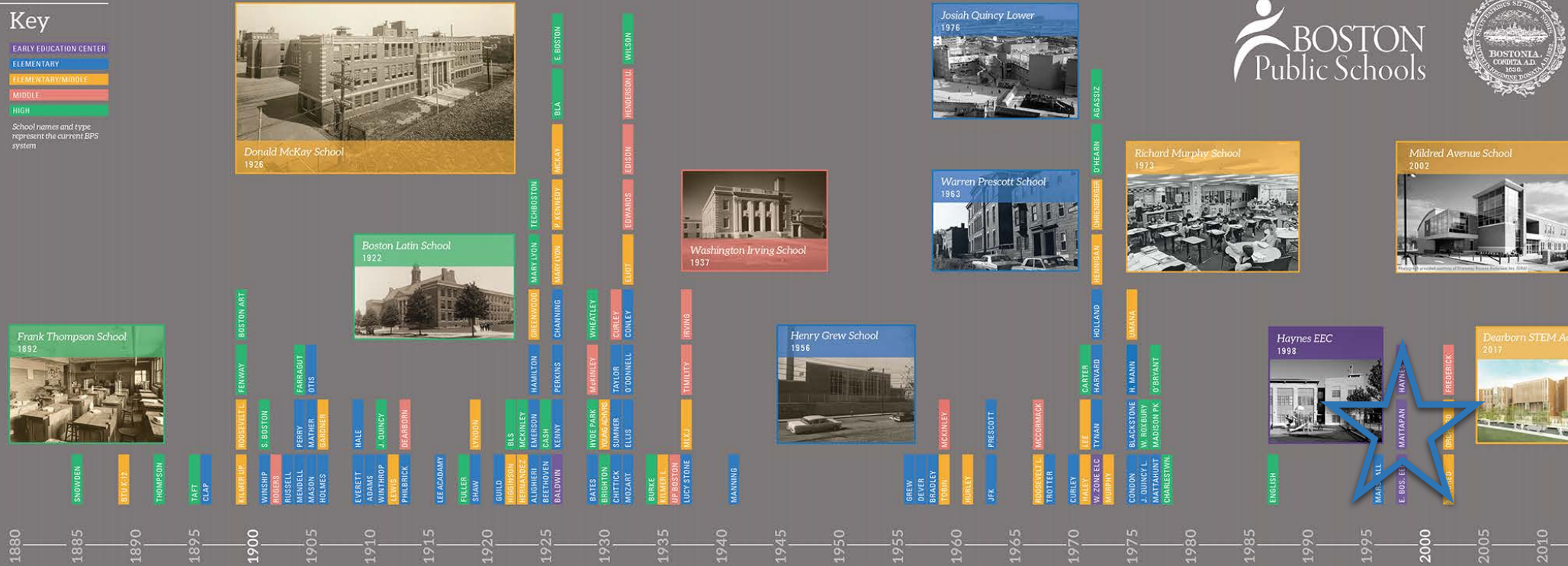
BPS Timeline



Key

- EARLY EDUCATION CENTER
- ELEMENTARY
- ELEMENTARY/MIDDLE
- MIDDLE
- HIGH

School names and type represent the current BPS system



Building Boston's Public Schools, One Story at a Time

Build BPS

Boston Public Schools
Building History



SMMA

Agenda



Introductions

10 Year Facility and Educational Masterplan

Phase II Process

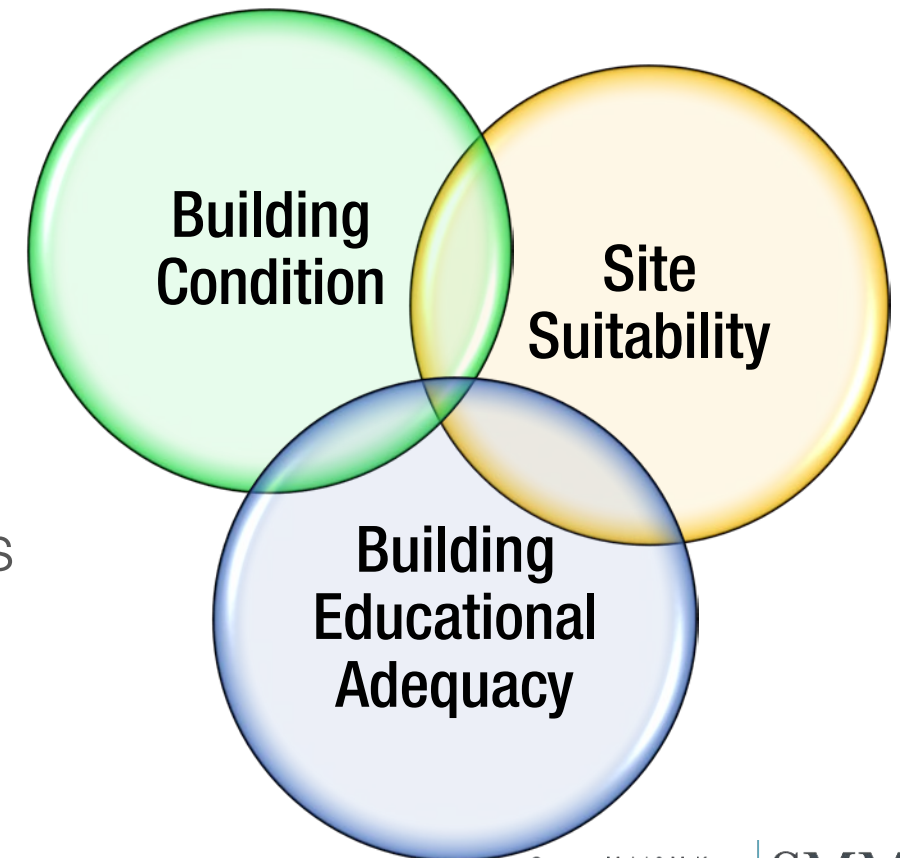
Physical Analysis Report

Educational Program Assessment Report

21st Century Educational Concepts & Spaces

Site and Neighborhood Discussion

Next Steps and Q&A



What's in the study?



- Demographics
- Facility Assessments
- Educational Adequacy Assessments
- Community Engagement
- Financial Planning

Community Outreach



- Survey
 - Parents
 - Teachers
 - Staff
 - Students
- Tool Kit for Each School
- Neighborhood Discussion
- Community wide Engagement (by “Type”)
 - Elementary School
 - Middle School
 - High School
- August: Superintendent’s City Wide Event

What Assessments are ***NOT*** for



NOT rating the educational programs

NOT rating the educational performance of the schools

NOT rating the teachers of the school

NOT a “project” (but we use projects as tools for assessing)

NOT rating the community or neighborhood “*value*”

Facility Physical Assessment Sub-Committee



Barbara Deane-Williams, Lead Convener

Kim Rice, BPS

Al Taylor, BPS

Carleton Jones, BPS

Khadijah Brown, BPS

Brian Chambers, BPS

Mary Driscoll, BPS

Ramon Soto, Mayor's Office

Brian McLaughlin, PCMD

Austin Blackmon, Environment & Energy

Jonathan DePina, PCMD

Abi Vladeck, Budget

Paul Williams, Budget

TBD, DoIT

Nick Kraman, CPC

Joel Thompson, CPC

Richard Stutman, BTU

Facility Physical Assessment



Building and site investigations by team of professionals:

Architect (Educational designer)
Structural Engineer
MEP Engineer
Civil Engineer

Criteria Evaluation Form

HISTORICAL BUILDING NAME: _____ ID#: _____
SCHOOL NAME: MATTA HUNT - 3-2-2016 BUILDING ENROLLMENT: _____
SCHOOL ENROLLMENT: _____

1 | Facility Evaluation Criteria

Rating Category

☒ Excellent ☐ Good ☐ Fair ☐ Poor ☐ Failing

Physical Analysis

Major investments in the last 20 years? (> \$5 Mil)

☐ YES ☐ NO COMMENT: _____

Roof

- Membrane
- Structure
- Solar Ready

NEEDS ☐ Minor ☐ Moderate ☐ Major ☐ Replace ☐ N/A
NEEDS ☐ Minor ☐ Moderate ☐ Major ☐ Replace ☐ N/A
☐ YES ☐ NO COMMENT: _____

Facade

NEEDS ☐ Minor ☐ Moderate ☐ Major ☐ Replace ☐ N/A

Windows

NEEDS ☐ Minor ☐ Moderate ☐ Major ☐ Replace ☐ N/A

Boilers

NEEDS ☒ Minor ☐ Moderate ☐ Major ☐ Replace ☐ N/A

HEATING & VENTILATION DISTRIBUTION SYSTEM
Electrical Service

NEEDS ☒ Minor ☐ Moderate ☐ Major ☐ Replace ☐ N/A
NEEDS ☒ Minor ☐ Moderate ☐ Major ☐ Replace ☐ N/A
NEEDS ☒ Minor ☐ Moderate ☐ Major ☐ Replace ☐ N/A

Existing Photovoltaics

NEEDS ☐ Minor ☐ Moderate ☐ Major ☐ Replace ☒ N/A

Life Safety

- Means of Egress
 - Fire Protection **SPRINKLERS**
 - FIRE ALARM
- Security
- Entry Sequence
 - Systems

NEEDS ☐ Minor ☐ Moderate ☐ Major ☐ Replace ☐ N/A
NEEDS ☐ Minor ☐ Moderate ☐ Major ☐ Replace ☒ N/A
NEEDS ☒ Minor ☐ Moderate ☐ Major ☐ Replace ☐ N/A
NEEDS ☐ Minor ☐ Moderate ☐ Major ☐ Replace ☐ N/A
NEEDS ☐ Minor ☐ Moderate ☐ Major ☐ Replace ☐ N/A

Lighting Quantity/Quality **CONTROL**

NEEDS ☐ Minor ☒ Moderate ☐ Major ☐ Replace ☐ N/A

Toilets & Fixtures

NEEDS ☒ Minor ☐ Moderate ☐ Major ☐ Replace ☐ N/A

Plumbing Distribution Systems

NEEDS ☒ Minor ☐ Moderate ☐ Major ☐ Replace ☐ N/A

Accessibility

NEEDS ☐ Minor ☐ Moderate ☐ Major ☐ Replace ☐ N/A

Structural System

- Signs of Settlement
- Signs of Deterioration
- Is the lateral system identifiable?

☐ YES ☐ NO
☐ YES ☐ NO
☐ YES ☐ NO COMMENT: _____

Overall Building Condition

☐ Excellent ☐ Good ☐ Fair ☐ Poor ☐ Failing

Community

Mass Historical Commission Status

- Inventory of Historic Assets
- State Register of Historic Places

☐ Listed ☐ Not Listed COMMENT: _____
☐ Listed ☐ Not Listed

Emergency Shelter

☐ YES ☐ NO COMMENT: _____

Community Use Spaces

☐ YES ☐ NO COMMENT: _____

Community Building Rating

☐ Excellent ☐ Good ☐ Fair ☐ Poor ☐ Failing

Building suitability for school use?

☐ YES ☐ NO COMMENT: _____

2 | Site Evaluation Criteria

Rating Category

☐ Excellent ☐ Good ☐ Fair ☐ Poor ☐ Failing

Physical Analysis

Is the site susceptible to climate change?

☐ YES ☒ NO BY 2100 ☐ YES ☒ NO

Major investments in the last 10 years? (> \$5 Mil)

☐ YES ☒ NO COMMENT: _____

Is the building expandable on current site?

☒ YES ☒ NO COMMENT: Only Underused Open Space (ledge)

Is the site expandable?

☐ YES ☒ NO COMMENT: Surrounded by conservation trees

Parking Quality

NEEDS ☐ Minor ☐ Moderate ☒ Major ☐ Replace ☐ N/A

Neighborhood Streets

NEEDS ☐ Minor ☐ Moderate ☒ Major ☐ Replace ☐ N/A

Drop Off/Pick Up Routes

NEEDS ☒ Minor ☐ Moderate ☐ Major ☐ Replace ☐ N/A

Walkways/Curbs/Sidewalks

NEEDS ☐ Minor ☐ Moderate ☒ Major ☐ Replace ☐ N/A

MAAB/ADA Accessibility

NEEDS ☐ Minor ☒ Moderate ☐ Major ☐ Replace ☐ N/A

Site Lighting

NEEDS ☐ Minor ☒ Moderate ☐ Major ☐ Replace ☐ N/A

Fencing

NEEDS ☐ Minor ☐ Moderate ☒ Major ☐ Replace ☐ N/A

Drainage

NEEDS ☐ Minor ☐ Moderate ☐ Major ☒ Replace ☐ N/A

Play areas

NEEDS ☐ Minor ☒ Moderate ☐ Major ☐ Replace ☐ N/A

Walls/Slopes

NEEDS ☒ Minor ☐ Moderate ☐ Major ☐ Replace ☐ N/A

Overall Site Condition

☐ Excellent ☐ Good ☒ Fair ☐ Poor ☐ Failing

2.6

Community

Mass Historical Commission Status

☐ Listed ☐ Not Listed

- Inventory of Archeological Assets

☐ YES ☐ NO COMMENT: _____

Accessible to Mass Transit?

☐ YES ☒ NO COMMENT: 1.0 mi to Mattapan T/no bus

Bikable?

☐ YES ☒ NO COMMENT: poor streets / no narrow sidewalks

Walkable?

☐ YES ☒ NO COMMENT: " " " "

Community Site Rating

☐ Excellent ☐ Good ☐ Fair ☐ Poor ☐ Failing

Site suitability for school use?

☐ YES ☐ NO COMMENT: _____

Criteria
Evaluation Form

SCHOOL NAME: _____

ID#: _____

5 | Facility Operational Criteria

Provided by BPS (Fiscal Year)	2011		2012		2013		2014		2015	
Energy Usage										
• Annual Electric Usage	\$	KWH	\$	KWH	\$	KWH	\$	KWH	\$	KWH
• Annual Gas Usage	\$	MBTU	\$	BTU	\$	BTU	\$	BTU	\$	BTU
• Annual Steam Usage	\$	BTU	\$	BTU	\$	BTU	\$	BTU	\$	BTU
• Annual Water Usage	\$	GAL	\$	GAL	\$	GAL	\$	GAL	\$	GAL

Cost/Pupil	\$		\$		\$		\$		\$	
	Cost	Pupil								
	Count	Count								
Staff/Pupil			=		=		=		=	
	Staff	Pupil								
	Count	Count								

Annual Maintenance Cost	\$		\$		\$		\$		\$	
Annual Transportation Cost	\$		\$		\$		\$		\$	

Co-Generation Facility/Site? ☐ YES ☐ NO COMMENT: _____

Condition: NEEDS ☐ Minor ☐ Moderate ☐ Major ☐ Replace ☐ N/A

Overall Operational Rating ☐ Excellent ☐ Good ☐ Fair ☐ Poor ☐ Failing

Average kBTU/sf of this building: _____

National K-12 Schools:	114 kBTU/sf
Northeast and Mid-Atlantic K-12 Schools:	66 kBTU/sf
Massachusetts Schools:	67 kBTU/sf



Educational Planning Sub-committee



Barbara Deane-Williams, Lead Convener

Rahn Dorsey, Chief of Education

Ramon Soto, Mayor's Office

Karla Estrada, BPS

Ryan Scallon, BPS

Mary Driscoll, BPS

TBD, Principal

Carleton Jones, BPS

Khadijah Brown, BPS

Mary McCoy, Budget

Brian McLaughlin, PCMD

TBD, SPEDPAC

Paul Tritter, BTU

TBD, BSAC

Heshan Berents-Weeramuni, CPC

Harneen Chernow, CPC

TBD, At-Large

BPS Educational Vision



- Engaged Learning
- Differentiated and Personalized Learning
- Cognitively Demanding Tasks/Programs
- Equitable Access to Rigorous Curriculum
- Vision of 21st Century Digital Learning

Phase II Team Educational Assessment



Philip J. Poinelli, SMMA

Alex C. Pitkin, SMMA

Susan C. Zoller, MGT of America

Joe Clark, MGT of America

David Stephen, New Vista Design

Michael van Hamel, SMMA

Criteria Evaluation Form

SCHOOL NAME: MATTAHUNT ELEMENTARY

ID#: 00350226

4 | Elementary: Pre-K to 6

Room Type	Quantity	MSBA Area	Actual Area	Adequacy		
Pre-K:	6	1200	2x725 2x850 1350	<input checked="" type="checkbox"/> Good	<input type="checkbox"/> Fair	<input type="checkbox"/> Poor
Kindergarten	5	1200	1400	<input checked="" type="checkbox"/> Good	<input type="checkbox"/> Fair	<input type="checkbox"/> Poor
Classroom (General Education)	26	950	800	<input checked="" type="checkbox"/> Good	<input type="checkbox"/> Fair	<input type="checkbox"/> Poor
Special Education						
• Self Contained	8	950	700	<input checked="" type="checkbox"/> Good	<input type="checkbox"/> Fair	<input type="checkbox"/> Poor
• Resource of Small Group	1	500	850	<input checked="" type="checkbox"/> Good	<input type="checkbox"/> Fair	<input type="checkbox"/> Poor
Art Classroom	1	1000	886	<input checked="" type="checkbox"/> Good	<input type="checkbox"/> Fair	<input type="checkbox"/> Poor
Music Classroom	1	1200	800	<input checked="" type="checkbox"/> Good	<input type="checkbox"/> Fair	<input type="checkbox"/> Poor
Gymnasium	1	6000	7078*	<input checked="" type="checkbox"/> Good	<input type="checkbox"/> Fair	<input type="checkbox"/> Poor
Media Center	2	3519	3076	<input checked="" type="checkbox"/> Good	<input type="checkbox"/> Fair	<input type="checkbox"/> Poor
Dining		4748	3317	<input checked="" type="checkbox"/> Good	<input type="checkbox"/> Fair	<input type="checkbox"/> Poor
• Stage		1000	0	<input checked="" type="checkbox"/> Good	<input type="checkbox"/> Fair	<input type="checkbox"/> Poor
Medical		TOTAL: 610	TOTAL: 460	<input checked="" type="checkbox"/> Good	<input type="checkbox"/> Fair	<input type="checkbox"/> Poor
Administration & Guidance		TOTAL: 2618	TOTAL: 5481	<input checked="" type="checkbox"/> Good	<input type="checkbox"/> Fair	<input type="checkbox"/> Poor
Custodial/Maintenance		TOTAL: 2233	TOTAL: 4444	<input checked="" type="checkbox"/> Good	<input type="checkbox"/> Fair	<input type="checkbox"/> Poor
• AC Tech Network Room	2	200	294	<input checked="" type="checkbox"/> Good	<input type="checkbox"/> Fair	<input type="checkbox"/> Poor
Other						
• ADJACENT COMMUNITY CENTER W/ GYM + POOL		0	27522	<input checked="" type="checkbox"/> Good	<input type="checkbox"/> Fair	<input type="checkbox"/> Poor
• FAMILY MTG. ROOM			700	<input checked="" type="checkbox"/> Good	<input type="checkbox"/> Fair	<input type="checkbox"/> Poor
• EXTENDED DAY			500			
• PD ROOM			730			

Narrative on: CITY YEAR 630

- Engaged Learning
- Differentiated Learning
- Cognitively demanding tasks/programs
- Equitable access to a rigorous curriculum
- Vision of 21st Century digital learning

Comments:

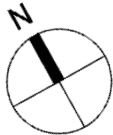
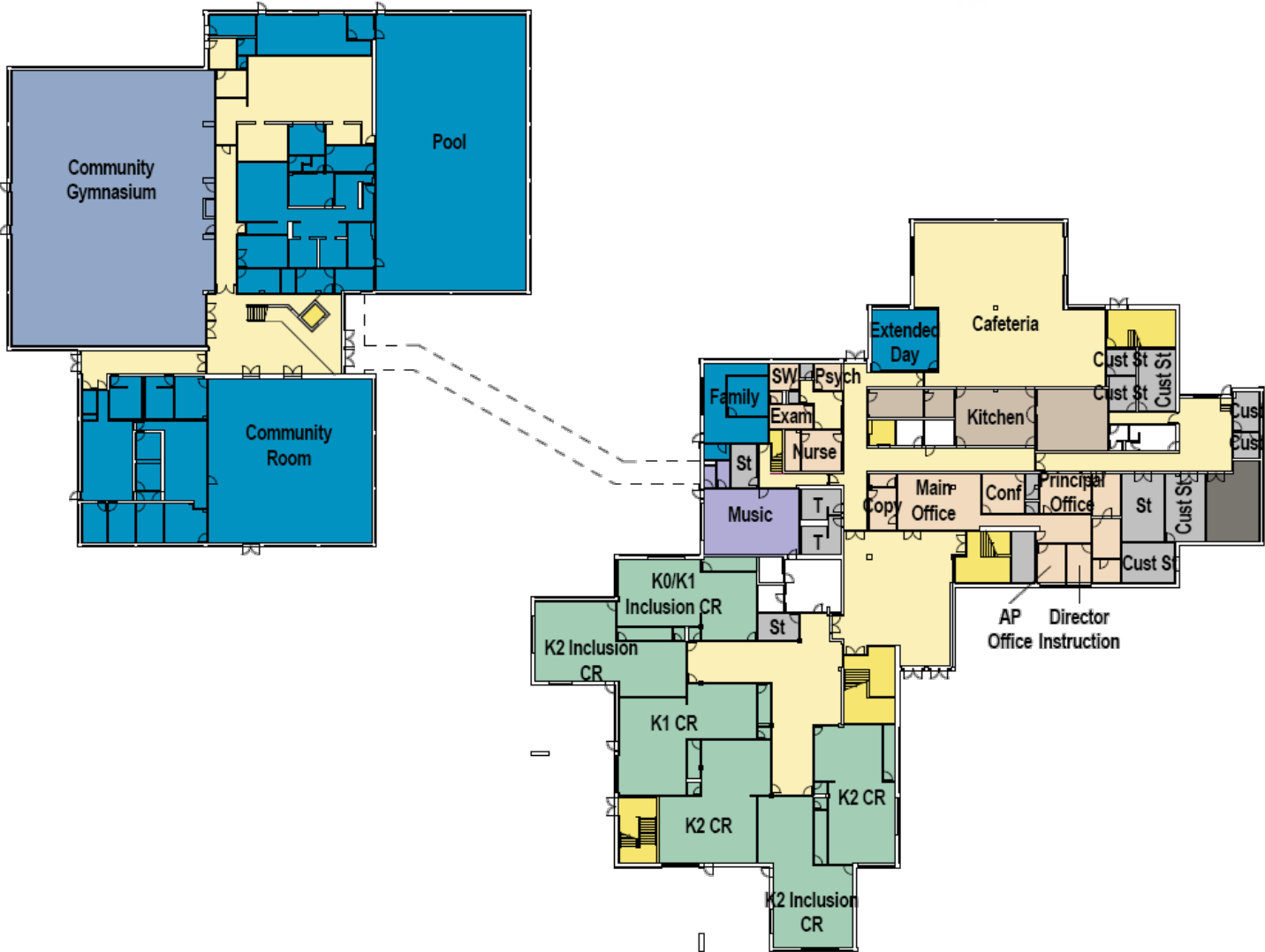
PROGRAM
FLOOR PLANS

First Floor

Existing Conditions

PROGRAM PLAN LEGEND

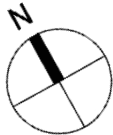
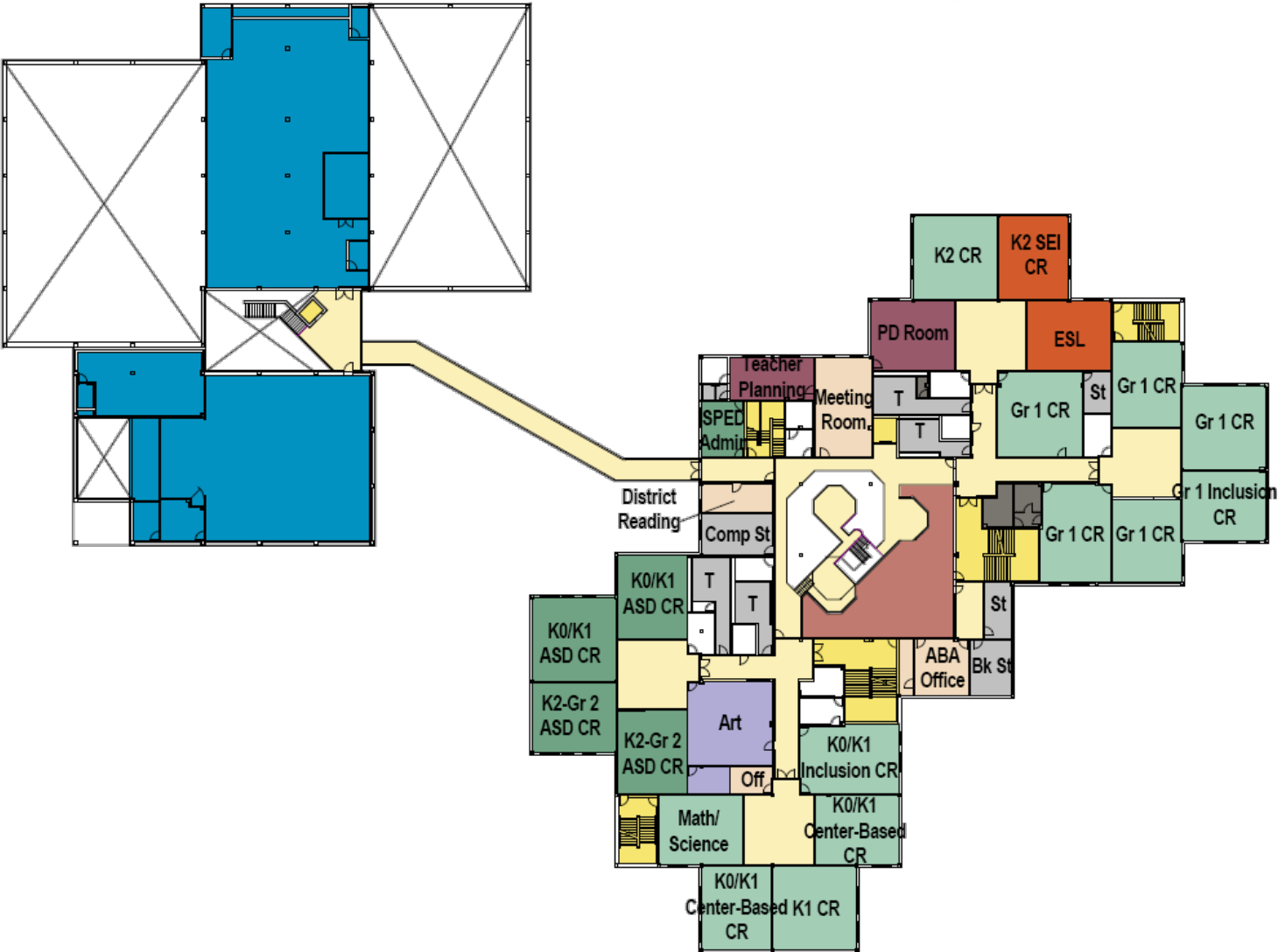
- | | |
|--|------------------------------------|
| ADMINISTRATION / GUIDANCE / STUDENT SERVICES / NURSE | MEDIA CENTER |
| BUILDING EQUIPMENT | OTHER |
| CAFETERIA & CIRCULATION | PHYSICAL EDUCATION & SPORT SUPPORT |
| CLASSROOM & GENERAL EDUCATION SUPPORT | SPECIAL EDUCATION |
| CUSTODIAL / MAINTENANCE / STORAGE | TEACHER PLANNING & SUPPORT |
| HEALTH & FITNESS | VERTICAL CIRCULATION |
| KITCHEN / SERVERY | VOCATIONAL & TECHNOLOGY |



Existing Conditions

PROGRAM PLAN LEGEND

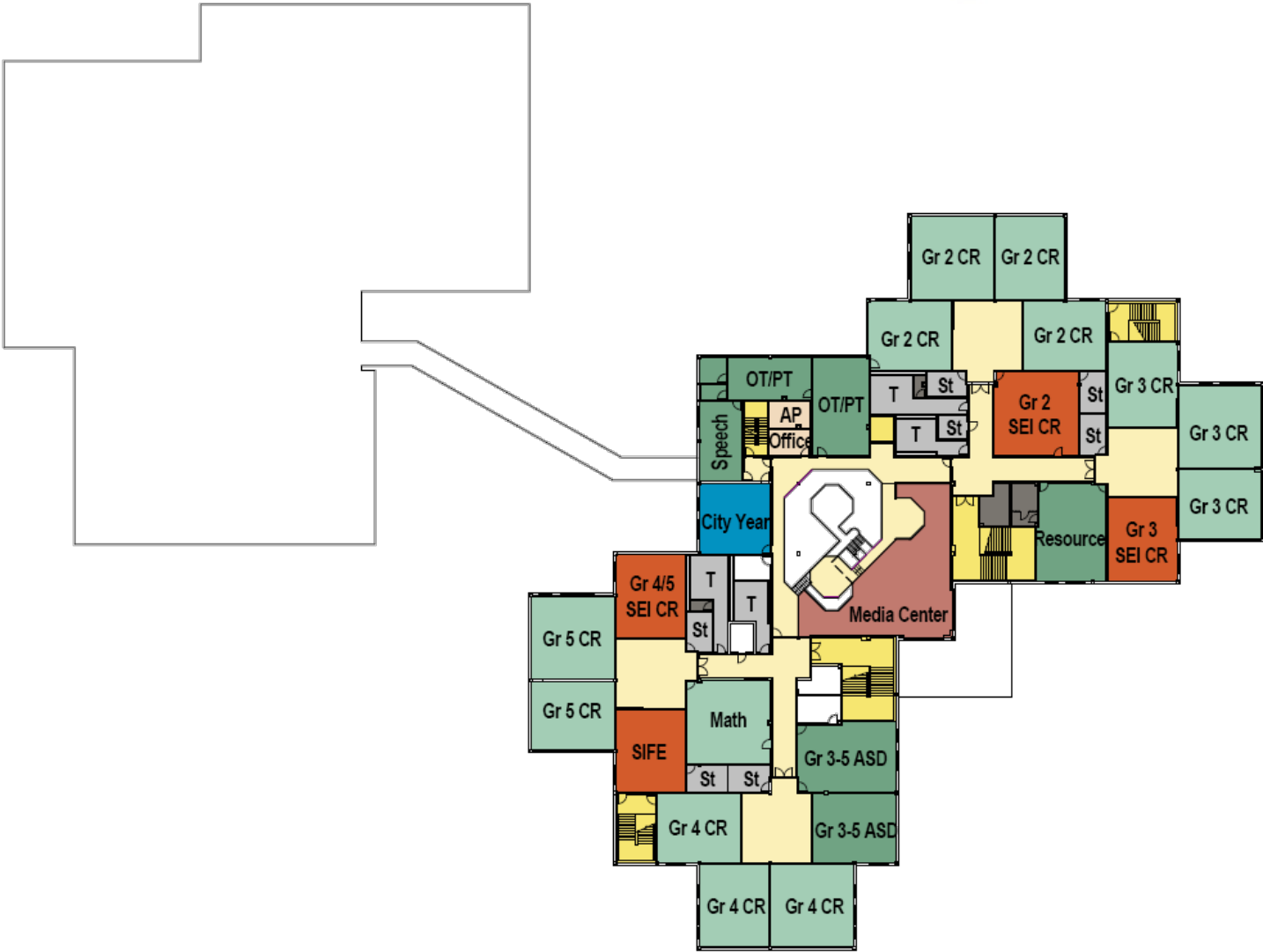
- | | |
|--|------------------------------------|
| ADMINISTRATION / GUIDANCE / STUDENT SERVICES / NURSE | MEDIA CENTER |
| BUILDING EQUIPMENT | OTHER |
| CAFETERIA & CIRCULATION | PHYSICAL EDUCATION & SPORT SUPPORT |
| CLASSROOM & GENERAL EDUCATION SUPPORT | SPECIAL EDUCATION |
| CUSTODIAL / MAINTENANCE / STORAGE | TEACHER PLANNING & SUPPORT |
| HEALTH & FITNESS | VERTICAL CIRCULATION |
| KITCHEN / SERVERY | VOCATIONAL & TECHNOLOGY |



Existing Conditions

PROGRAM PLAN LEGEND

- | | |
|--|------------------------------------|
| ADMINISTRATION / GUIDANCE / STUDENT SERVICES / NURSE | MEDIA CENTER |
| BUILDING EQUIPMENT | OTHER |
| CAFETERIA & CIRCULATION | PHYSICAL EDUCATION & SPORT SUPPORT |
| CLASSROOM & GENERAL EDUCATION SUPPORT | SPECIAL EDUCATION |
| CUSTODIAL / MAINTENANCE / STORAGE | TEACHER PLANNING & SUPPORT |
| HEALTH & FITNESS | VERTICAL CIRCULATION |
| KITCHEN / SERVERY | VOCATIONAL & TECHNOLOGY |



MSBA Space Summary

Mattahunt Elementary		Existing Conditions		MSBA Guidelines (refer to MSBA Educational Program & Space Standard Guidelines)	
ROOM TYPE	area totals		% Deficient/ Undersized	area totals	Comments
CORE ACADEMIC SPACES	32,690		17%	27,850	
SPECIAL EDUCATION	7,219		-4%	7,550	
ART & MUSIC	1,896		-62%	5,000	
HEALTH & PHYSICAL EDUCATION	0		-100%	6,300	
MEDIA CENTER	3,076		-13%	3,519	
DINING & FOOD SERVICE	3,317		-60%	8,350	
MEDICAL	460		-25%	610	
ADMINISTRATION & GUIDANCE	5,481		109%	2,618	
CUSTODIAL & MAINTENANCE	4,444		99%	2,233	
OTHER	23,353			0	
Community Space	27522 (Not in total above)				
Total Building Net Floor Area (NFA)	81,936		28%	64,029	
Proposed Student Capacity / Enrollment	810		28%	633 (2015/2016 Enrollment)	
Total Building Gross Floor Area (GFA) ²	171,025		86%	91,785	
Grossing factor (GFA/NFA)	2.09		46%	1.43	

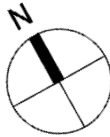
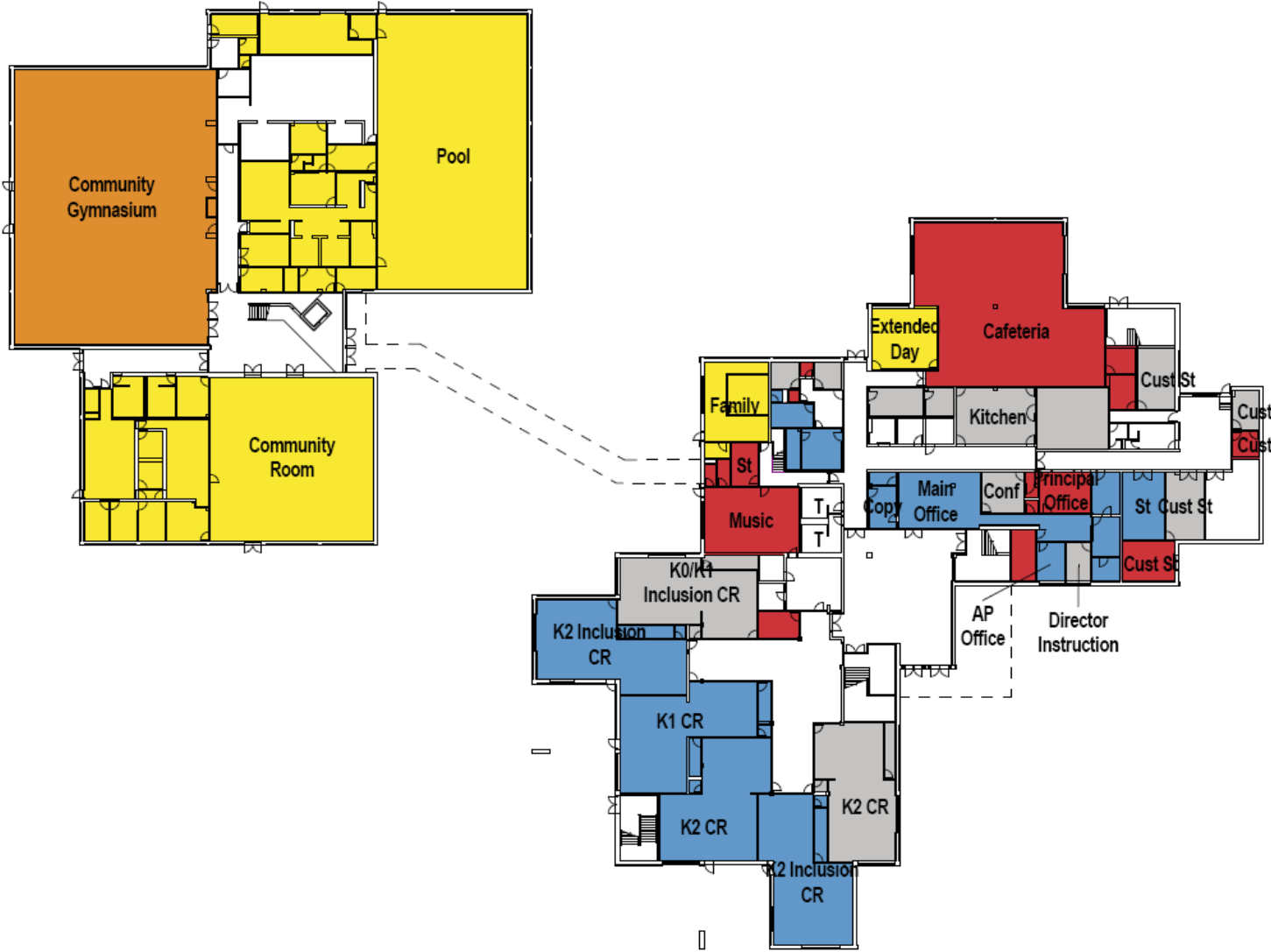
PLAN
DEFICIENCIES

First Floor

Existing Conditions

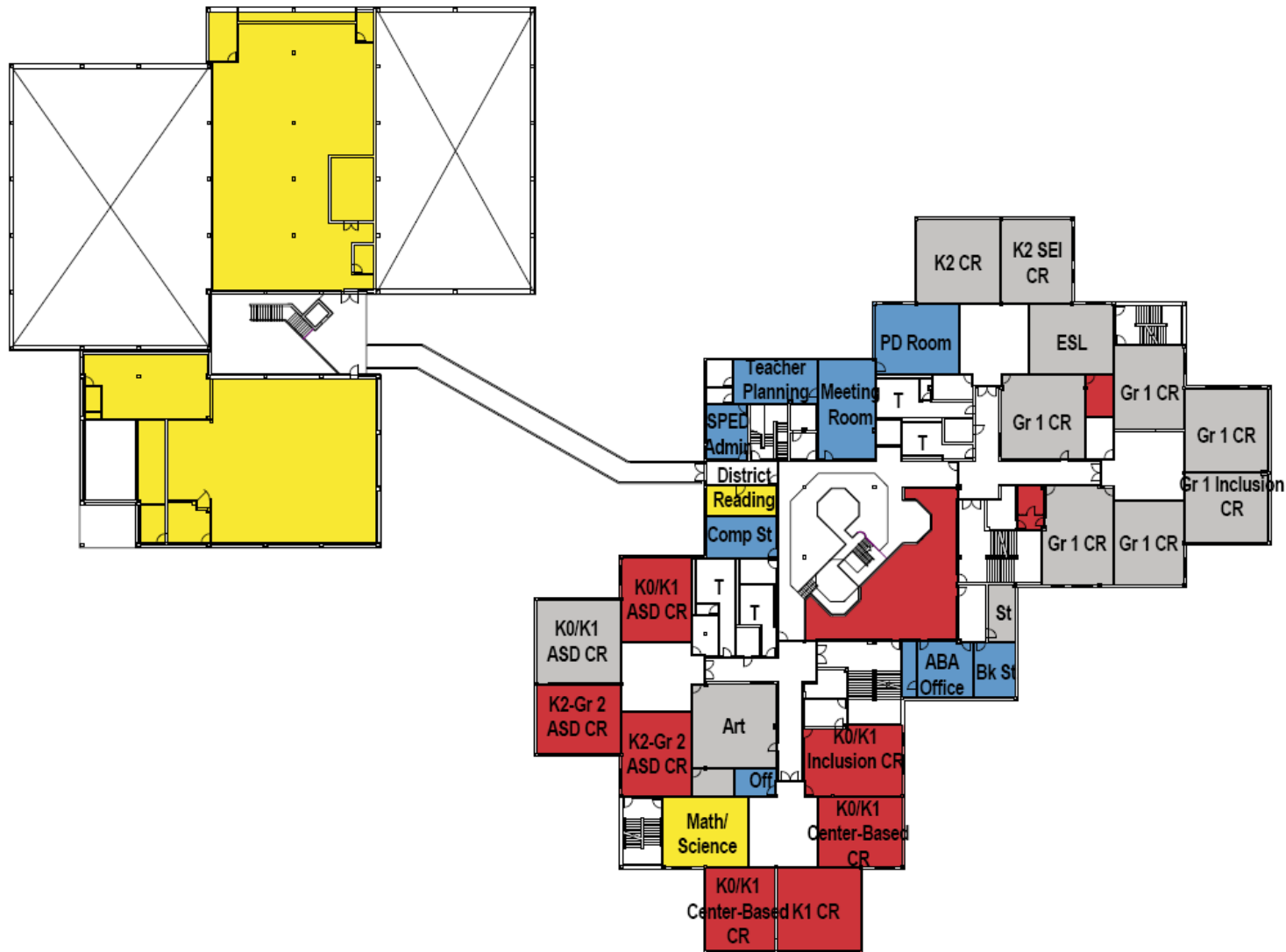
MSBA DEFICIENCY PLAN

- NOT INCLUDED IN A TYPICAL MSBA PROJECT
- NSF 10% GREATER THAN MSBA GUIDELINES
- NSF 20% OR MORE LESS THAN MSBA GUIDELINES
- NSF MEETS MSBA GUIDELINES (-20% TO +10%)



Existing Conditions

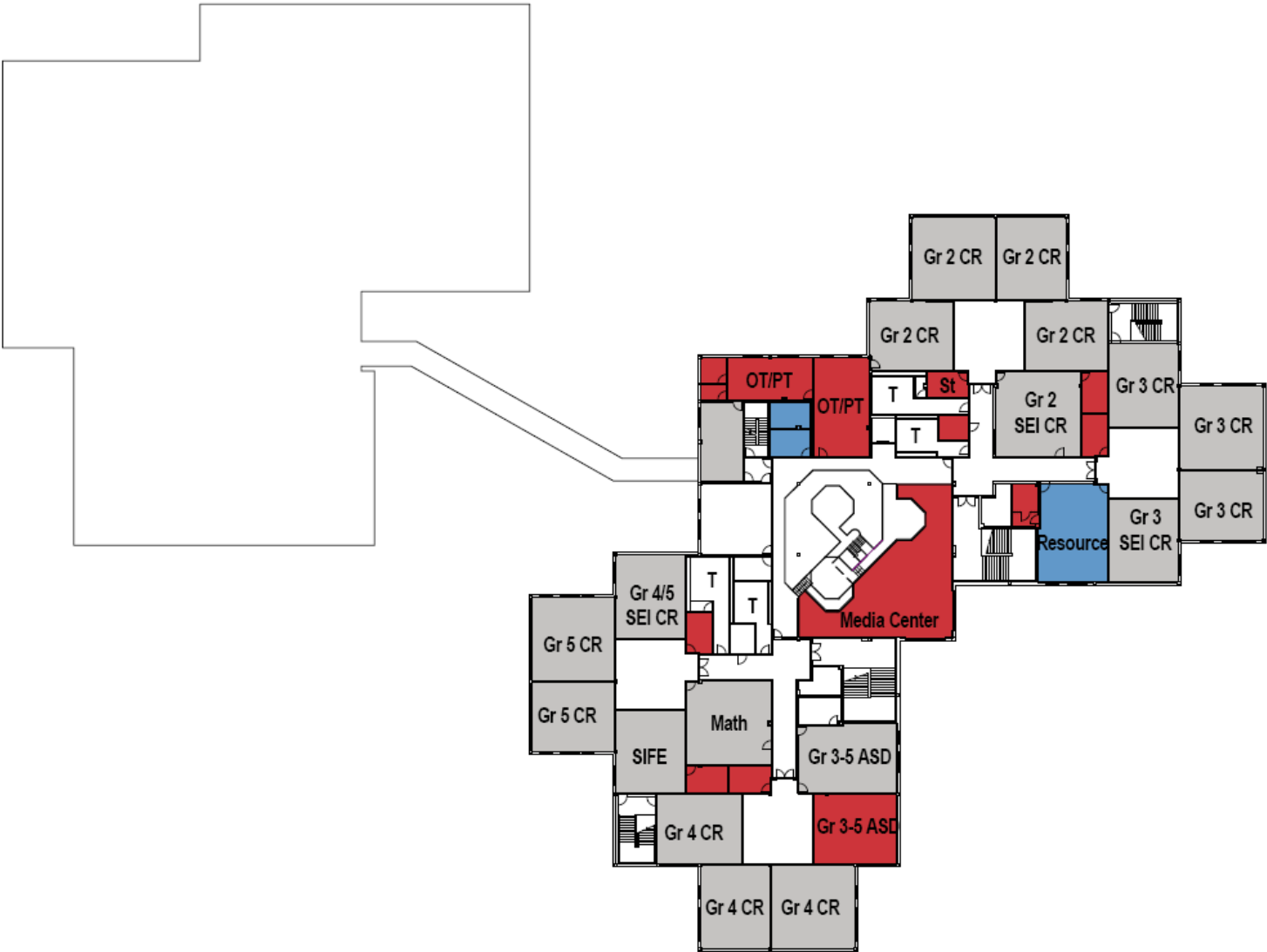
Yellow	NOT INCLUDED IN A TYPICAL MSBA PROJECT
Blue	NSF 10% GREATER THAN MSBA GUIDELINES
Red	NSF 20% OR MORE LESS THAN MSBA GUIDELINES
Grey	NSF MEETS MSBA GUIDELINES (-20% TO +10%)



Existing Conditions

MSBA DEFICIENCY PLAN

- NOT INCLUDED IN A TYPICAL MSBA PROJECT
- NSF 10% GREATER THAN MSBA GUIDELINES
- NSF 20% OR MORE LESS THAN MSBA GUIDELINES
- NSF MEETS MSBA GUIDELINES (-20% TO +10%)



21st Century Teaching & Learning



The 6 Rs

Reading Rigor
Writing Relevance
Arithmetic Relationship

The 4 Cs


- Critical Thinking
- Communication
- Collaboration
- Creativity

plus Citizenship

Head & Hand

Growth Mindset

- Student-Centered
- Interdisciplinary
- Technology-Infused
- Community Connected
- Problem- and Project-Based
- Process and Product Oriented



21st Century Spaces for Learning



- Changing Demographics
- School Organization
- Improved Science and Technology Spaces
- Incorporate Teacher Collaboration Areas
- 21st Century Teaching and Learning Methodologies
- Differentiated and Personalized Learning

School Environments

- Required
 - Supports The Educational Vision of the District
 - Learning Environments types and sizes (using MSBA criteria)
 - Enrichment Spaces
 - Support Spaces
- Strongly Recommended
 - Spaces and appointments that support: PBL; Differentiated and Personalized Learning; other delivery models
- Nice to Have
 - Maker Spaces

Elementary
School

Elementary Schools:

Academic Classrooms:

Basic building block for elementary education

900 – 950 square feet

Flexible furniture and environment

Capable of 1:1 Technology environment

Student Centric



Elementary
School

Elementary Art

1,200 square feet
Associated storage room
Associated kiln room

Elementary
School

Maker Spaces



Not an MSBA Guidelines space

Elementary
School

Learning Commons



Elementary
School

Anytime/Anywhere Learning

Elementary
School

Alternative / Personalized / Special Education – Breakout Rooms



Elementary
School

Special Education: OT/PT



OT/PT Gross and fine motor skills

Resource Rooms & Small Group Rooms
vary from 500 – 1,000 Nsf

Elementary
School



Personalized



Elementary
School

Student Dining / Cafeteria / Stage



Elementary
School

Multi-Use Cafeteria



Elementary
School

Teacher Planning / Collaboration



Elementary
School

Media Center / Learning Commons



Elementary
School

Secure Entry / Administration



Elementary
School

Outdoor Learning Environments

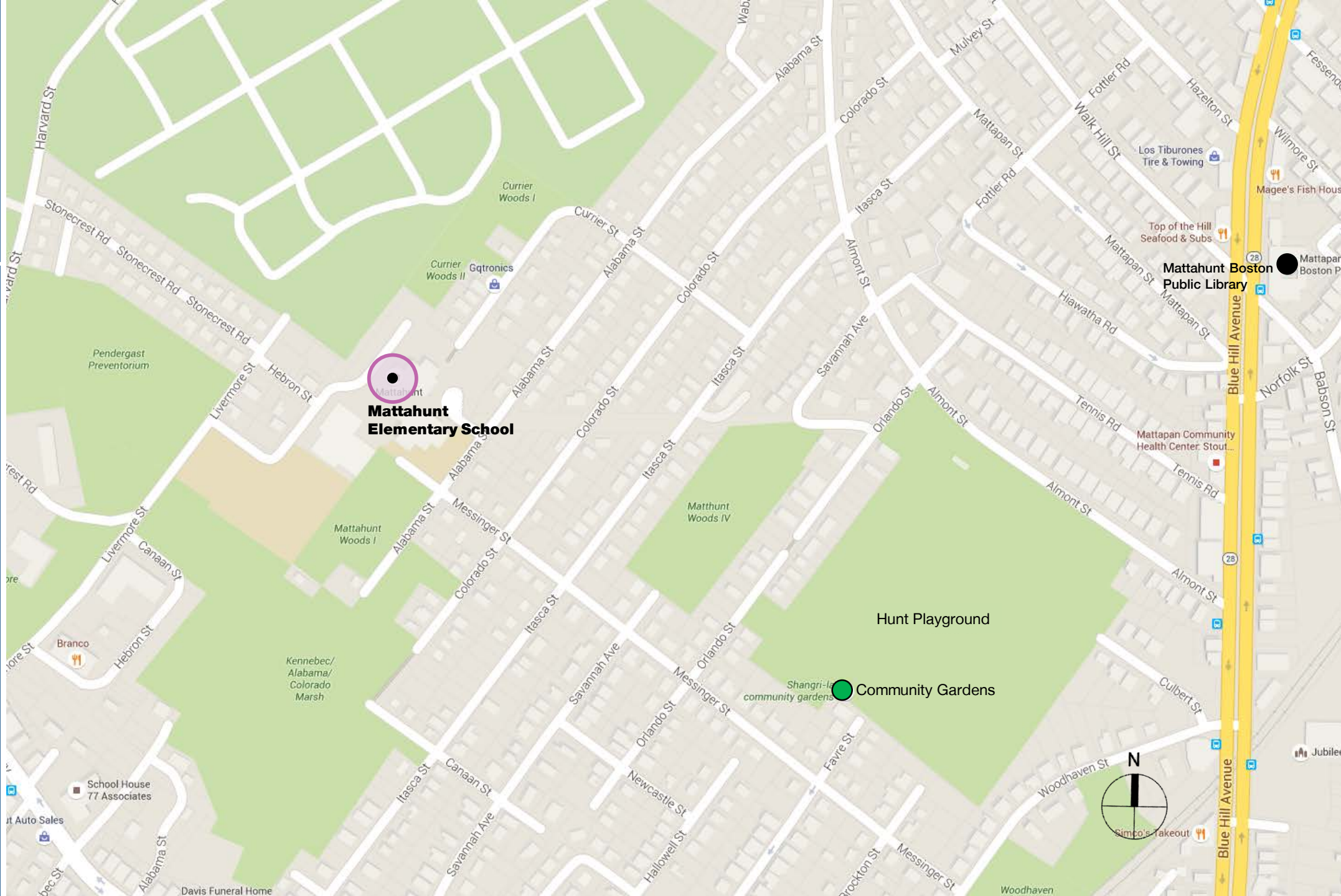
FOCUS ON
DISTRICT GOALS

USE POWERFUL
TOOLS

ENGAGE THE
COMMUNITY

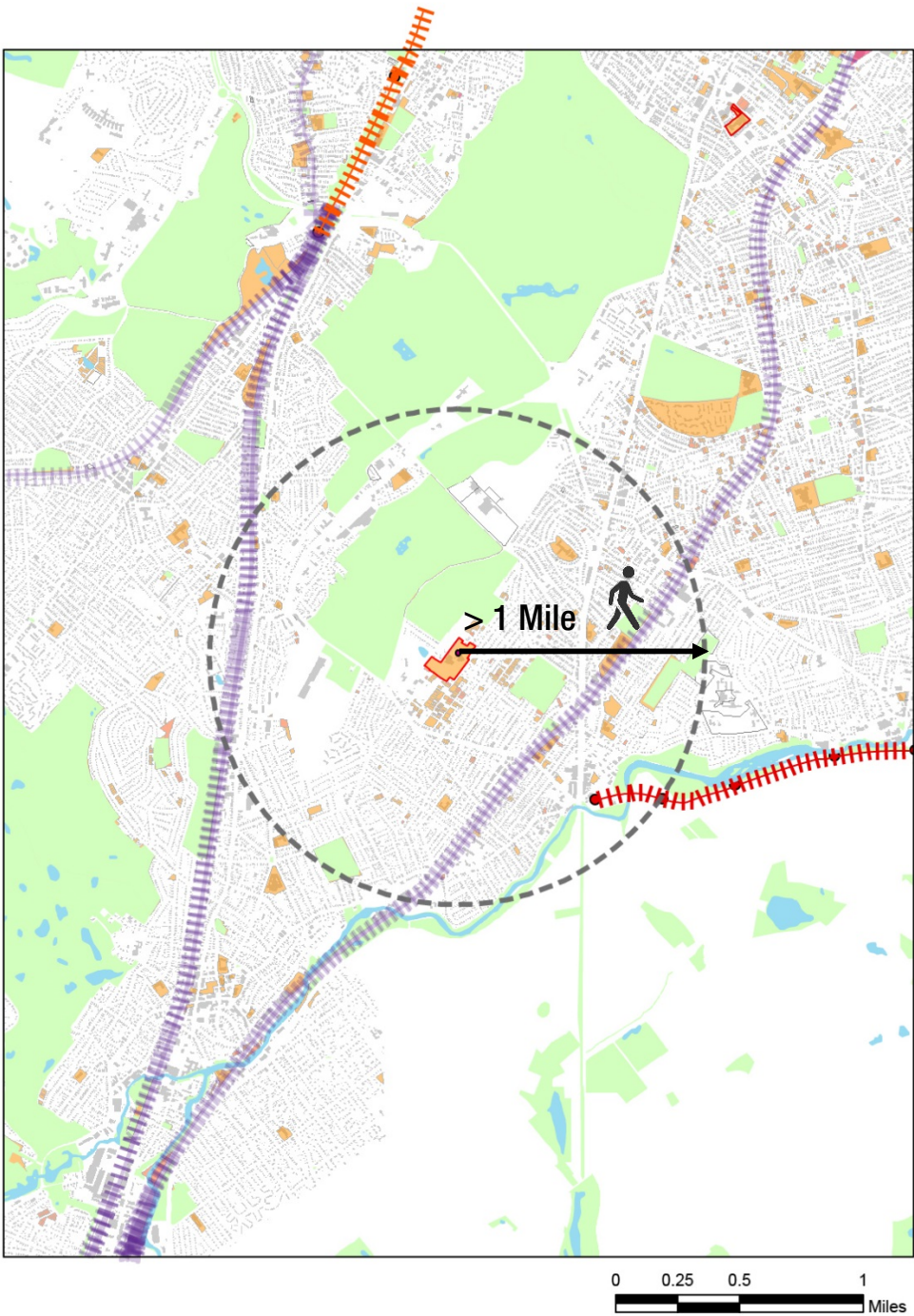
Neighborhood

Mattahunt Elementary School



Neighborhood

Mattahunt Elementary School



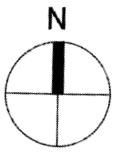
City Owned Parcels

Busing Policy Key

- >2mi High School T-Pass
- >1 1/2 mi 6th Grade & Below
- >K-8 up to 8th Grade
- >1mi Grades K-5

Transportation

- T Stops
- Bike Routes



SITE PLAN
Mattahunt Elementary
School



Small Groups and Discussion



Facility:

What are your impressions of the Building's physical state based on what you heard today?

Community:

How does the English High School support its neighborhood?

How does the English High School support its wider district area?

Educational program "fit":

Does the English High School have the spaces it needs to serve its teachers and students?

What changes would you recommend for the physical building?

Questions for the BuildBPS team



Next Steps





Thank You